

Developing a Written Plan

DR. GARY DUHON



The contents of this presentation were developed under a grant from the U.S. Department of Education, #H323A110007. However, these contents do not necessarily represent the policy of the U.S. Department of Education, and you should not assume endorsement by the Federal Government. Project Officer, Jennifer Coffey.

Agenda

- Identify the benefits of a Written Plan
- Identify and complete key pieces of the Written Plan
 - **Screening**
 - **Intervention Process**
 - **Progress Monitoring**

Benefits?

Why a written plan?

- What are the benefits of a written plan?
- Have participants list reasons why the Written Plan is important (use texting app)
- Discuss the reasons and why it is important
 - Getting a picture of what is in place (and seeing holes in your plan)
 - Consistency over time, avoid procedural drift
 - Indoctrinating new personnel
 - Guide for evaluating or practice

What is the most important reasons to have a written plan?

Screening

Screening process

Why is it important

- Data drives everything we do!
- Without data we are just guessing.

Two sections

- Screening plan
- Screening analysis
 - Secondary assessments


Universal Screening/Benchmarking Plan

Area	We use these Screening Tool(s) (Specify by grade if needed)	Administration Schedule (Identify specific dates or screening windows)	Screening Data Review Schedule (Specify by grade if needed)
Reading	DIBELS (K-5) STAR (6-12)	Fall: Sept 1-14	Sept 21 st
		Winter: Jan 6 – 12	Jan 19 th
		Spring: May 15 – 23	May 30 th
Math		Fall	
		Winter	
		Spring	
Writing		Fall	
		Winter	
		Spring	
Behavior		Fall	
		Winter	
		Spring	

Universal Screening/Benchmarking Analysis

Area	Available Follow-Up Assessment Tools	Tier Placement Guidelines (Identify criteria, norms, or cut scores used to initiate tier placement)		
		Tier 1	Tier 2	Tier 3
Reading	Easy CBM	>50%	30% - 49%	0% - 29%
Math				
Writing				
Behavior				

10 minute timer – fill in your Screening Plan



Interventions

OUR SUPPORT STRUCTURE

Intervention process

Why is it important to clearly articulate this process?

- Reduce the effort to intervene
- Ensure consistency in supports
- Ensure evidenced based interventions are selected
- Ensure interventions are implemented with integrity

Provide example of written plan

Work on your plan

Knowledge of Intervention Selection & Implementation

<p>A majority of our staff can effectively</p>	<p>Evidence of Accomplishment Examples may include PD Presentation Topics/Dates, Pre-/Post-Assessment Data, Intervention Data</p>
<p>__ Select intervention target skill based on screening data and additional assessment</p>	
<p>__ Implement evidence-based intervention matched to target skill</p>	
<p>__ Modify intervention intensity</p>	
<p>__ Document intervention data</p>	

Availability of Intervention Materials

Content Area	Location of Intervention Materials	Intervention Library Includes
Reading		<ul style="list-style-type: none">___ Intervention protocols___ Intervention materials (flashcards, reading probes, etc.)___ Intervention integrity checklists
Math		<ul style="list-style-type: none">___ Intervention protocols___ Intervention materials (flashcards, reading probes, etc.)___ Intervention integrity checklists
Writing		<ul style="list-style-type: none">___ Intervention protocols___ Intervention materials (flashcards, reading probes, etc.)___ Intervention integrity checklists
Behavior		<ul style="list-style-type: none">___ Intervention protocols___ Intervention materials (flashcards, reading probes, etc.)___ Intervention integrity checklists

Reading Interventions

Reading Tiered Intervention Support System		
Tier Level	Describe Available Instruction/Interventions	Personnel Responsible for Implementing Interventions
1	Core Curriculum (list)	Gen Ed Teacher
2	Really Great Reading	Interventionist
3	Really Great Reading + Phonics Drills (FCRR)	Reading Specialist

Math Interventions

Math Tiered Intervention Support System		
Tier Level	Describe Available Instruction/Interventions	Personnel Responsible for Implementing Interventions
1		
2		
3		


Writing Interventions

Writing Tiered Intervention Support System		
Tier Level	Describe Available Instruction/Interventions	Personnel Responsible for Implementing Interventions
1		
2		
3		

Behavior Interventions

Behavior Tiered Intervention Support System		
Tier Level	Describe Available Instruction/Interventions	Personnel Responsible for Implementing Interventions
1		
2		
3		

10 minute timer – fill in your Intervention Plan



How are you ensuring fidelity?

Implementation Fidelity	
At our site, we currently evaluate how staff effectively implements intervention via	Description of Procedures and Personnel Utilized
__ Intervention documentation presented at all data review meetings	
__ Procedural integrity monitored by interventionist with integrity checklists	
__ Procedural integrity monitored by secondary observer with integrity checklists	
__ Inadequate fidelity remedied through individualized staff training	

What aspects of the intervention process are the most difficult?

Time and location

When and where will the interventions take place?

- Dedicated time for Tier 2 and Tier 3

Or

- Interventionist determined

Which approach to intervention scheduling do you use?

Dedicated
time

Interventionist
determined

Dedicated vs. Determined

Advantages and drawbacks of each.

Progress Monitoring

HOW WE MEASURE IMPROVEMENT

A solid orange horizontal bar at the bottom of the slide.

Progress Monitoring

Why is it important to clearly articulate this process?

- Reduce the effort to measure growth
- Ensure consistency in evaluation
- Ensure valid and reliable measures are selected
- Ensure progress is measured consistently and regularly

PM Reading

Reading Progress Monitoring Plan			
Tier Level	Frequency	Progress Monitoring Tool(s)	Personnel Responsible for Progress Monitoring
1	3 times a year	DIBELS	Classroom Teacher
2	Bi-Weekly	DIBELS	Interventionist
3	Weekly	DIBELS	Reading Specialist

PM Math

Math Progress Monitoring Plan			
Tier Level	Frequency	Progress Monitoring Tool(s)	Personnel Responsible for Progress Monitoring
1			
2			
3			


PM Writing

Writing Progress Monitoring Plan			
Tier Level	Frequency	Progress Monitoring Tool(s)	Personnel Responsible for Progress Monitoring
1			
2			
3			

PM Behavior

Behavior Progress Monitoring Plan			
Tier Level	Frequency	Progress Monitoring Tool(s)	Personnel Responsible for Progress Monitoring
1			
2			
3			

10 minute timer – fill in your PM Plan



What's left?

Leadership

Teaming

PD

Family Engagement

Decision Making